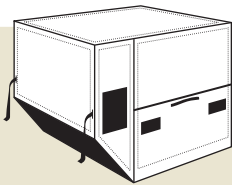


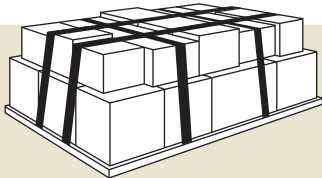
▼ **LOWER DECK CONTAINER: LD-2**

Maximum Gross Weight: 1,225 kg / 2,700 lb
Volume: 3.4 m³ / 120 ft³
Tare Weight: 60 kg / 132 lb
External Dimensions (L x W x H): 1,194 mm x 1,534 mm x 1,626 mm (47" x 60.4" x 64")
Aircraft Accepted For: 747, 767



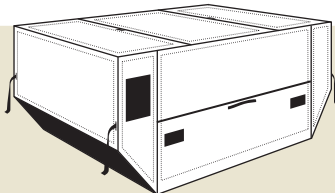
▼ **LOWER DECK CONTAINER: LD-3**

Maximum Gross Weight: 1,588 kg / 3,500 lb
Volume: 4.24 m³ / 150 ft³
Tare Weight: 70 kg / 154 lb
External Dimensions (L x W x H): 1,562 mm x 1,534 mm x 1,626 mm (61.5" x 60.4" x 64")
Aircraft Accepted For: DC10, 747, 777, 767



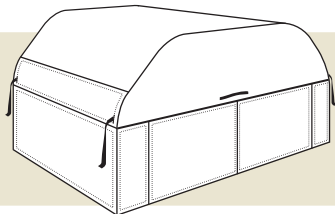
▼ **LOWER DECK PALLET W/NET: LD-7**

Maximum Gross Weight: 6,033 kg / 13,300 lb
Volume: 9.79 m³ / 346 ft³
Tare Weight: 120 kg / 264 lb
External Dimensions (L x W x H): 3,175 mm x 2,235 mm x 1,626 mm (125" x 88" x 64")
Aircraft Accepted For: DC10, 747, 767, L1011



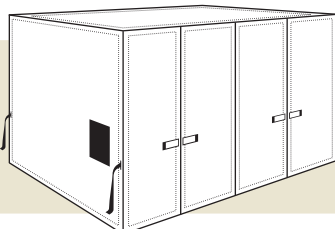
▼ **LOWER DECK CONTAINER: LD-7**

Maximum Gross Weight: 6,033 kg / 13,300 lb
Volume: 9.79 m³ / 346 ft³
Tare Weight: 190 kg / 419 lb
External Dimensions (L x W x H): 3,175 mm x 2,235 mm x 1,626 mm (125" x 88" x 64")
Aircraft Accepted For: DC10, 747, 767, L1011



▼ **UPPER DECK CONTAINER: AA3**

Maximum Gross Weight: 6,033 kg / 13,300 lb
Volume: 11 m³ / 390 ft³
Tare Weight: 165 kg / 364 lb
External Dimensions (L x W x H): 3,175 mm x 2,235 mm x 2,007 mm (125" x 88" x 79")
Aircraft Accepted For: 747, 757, DC8, L1011, MD11, A310, A320



▼ **UPPER DECK CONTAINER: M1**

Maximum Gross Weight: 6,804 kg / 15,000 lb
Volume: 17.16 m³ / 606 ft³
Tare Weight: 260 kg / 572 lb
External Dimensions (L x W x H): 3,175 mm x 2,438 mm x 2,438 mm (125" x 96" x 96")
Aircraft Accepted For: 747